



Turun yliopisto
University of Turku

4th International Blackcurrant Conference
Bialowieza, Poland
June 2nd - 6th, 2014



Composition and Health Properties of Blackcurrant; A Nordic Perspective

Heikki Kallio

Food Chemistry and Food Development

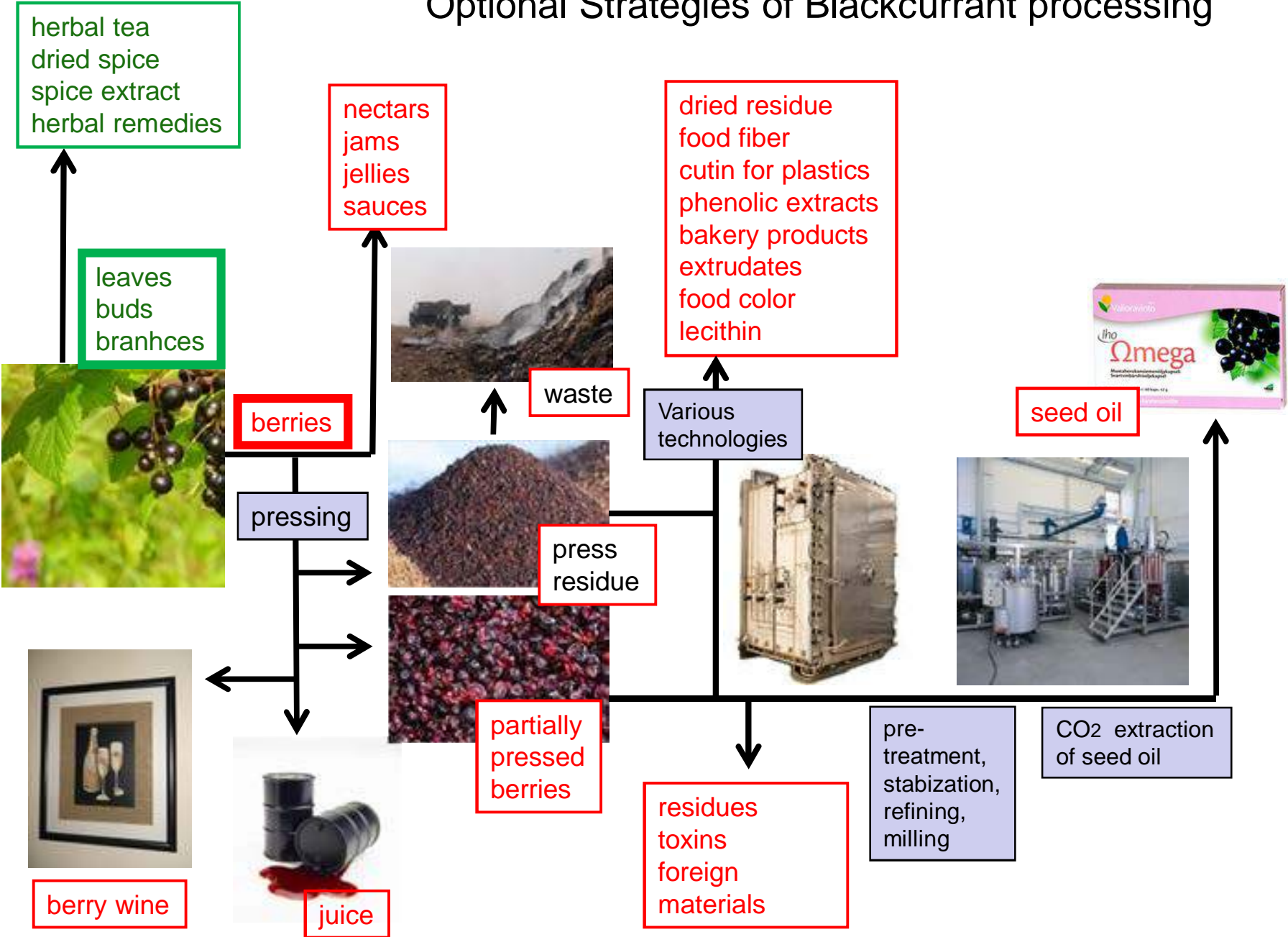
Department of Biochemistry

20014 University of Turku, Finland

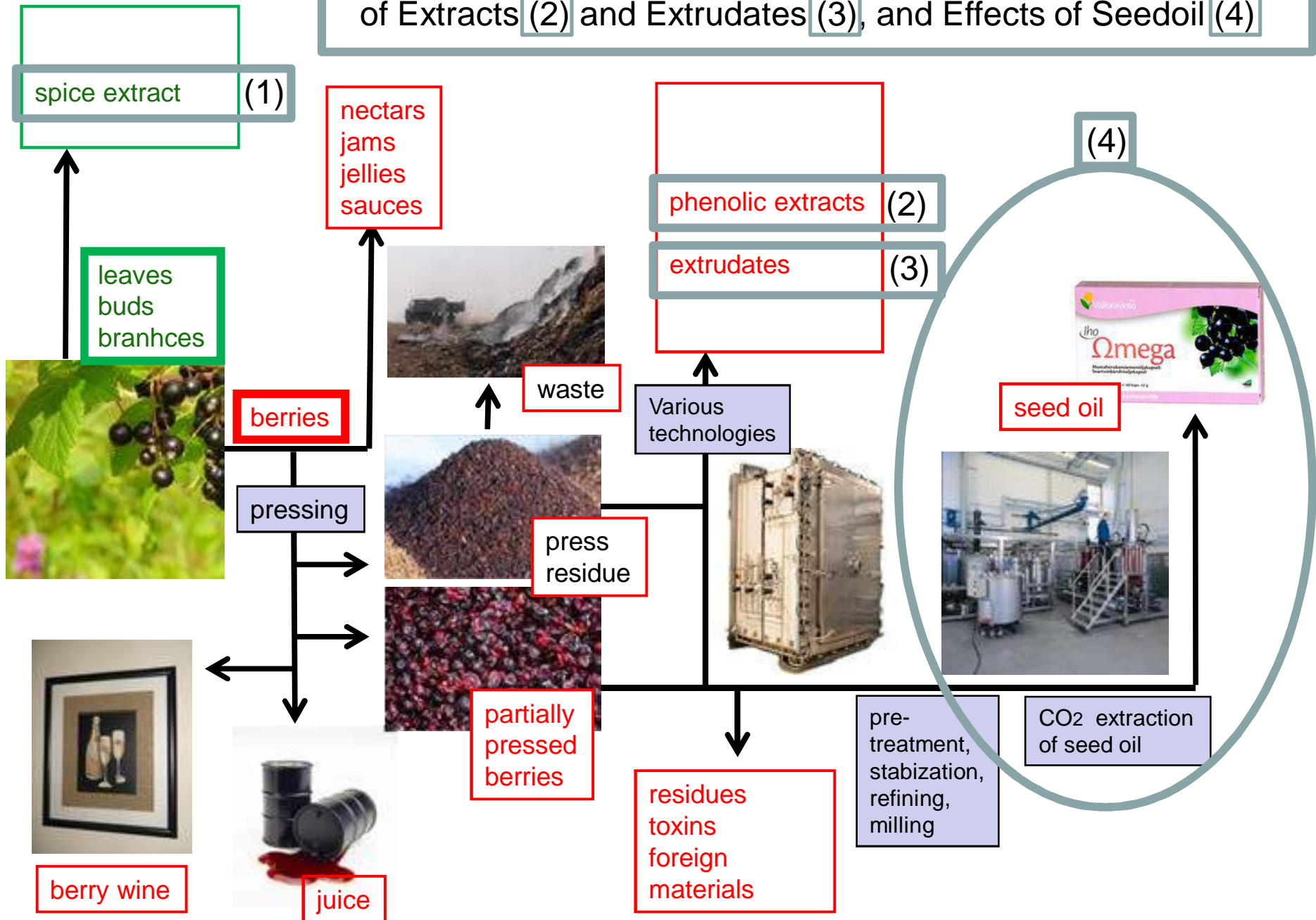
heikki.kallio@utu.fi



Optional Strategies of Blackcurrant processing



The Presentation Includes Examples of Analysis (1), Properties of Extracts (2) and Extrudates (3), and Effects of Seedoil (4)





(1) Analysis of Phenolic Compounds of BC (Leaves)



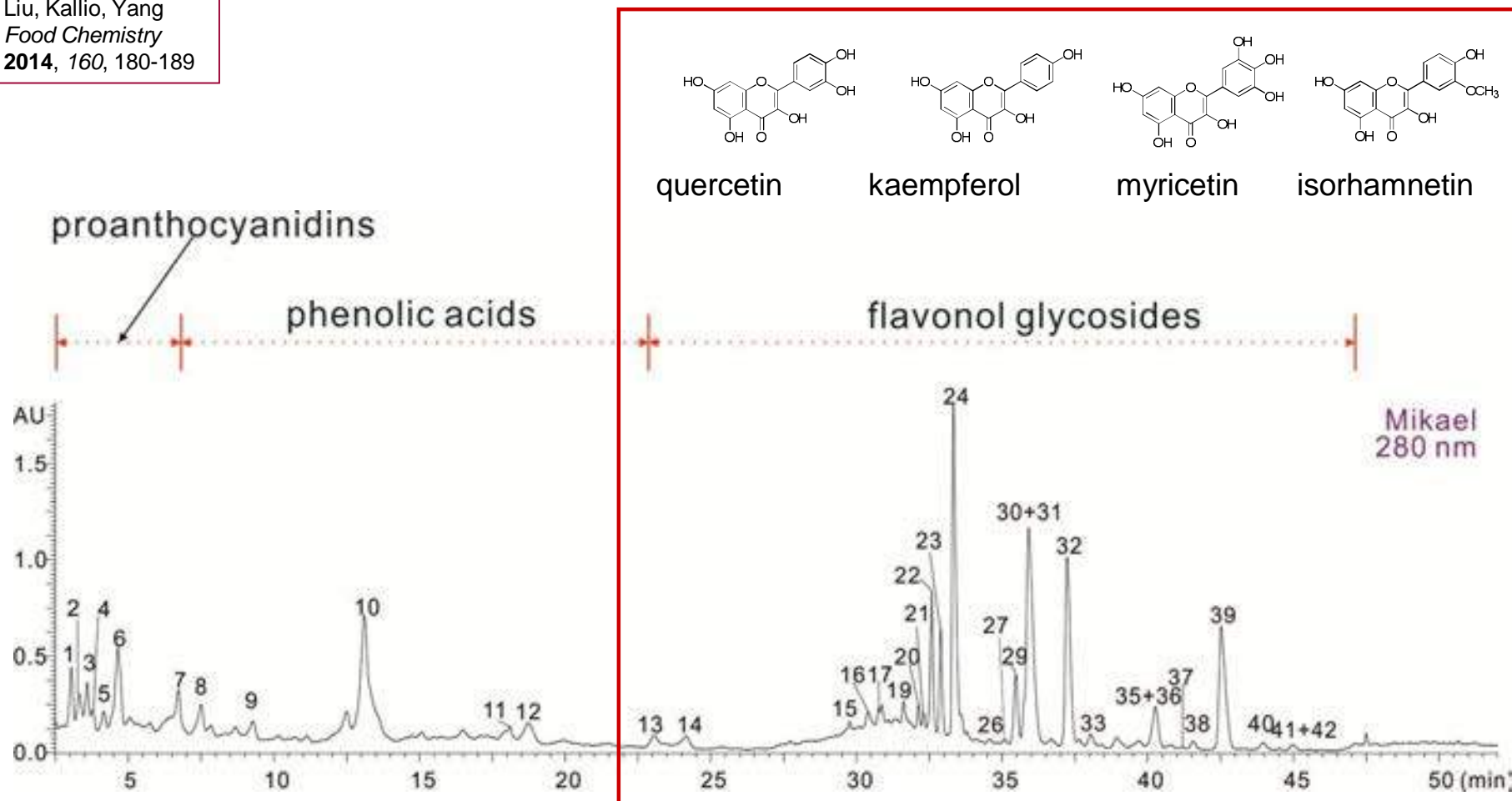
- Buds and leaves of three varieties
- 'Mikael', 'Mortti', No 15
- Phenolic compounds (HPLC-DAD-ESI-MS/MS)
- Contents defined , HPLC-DAD



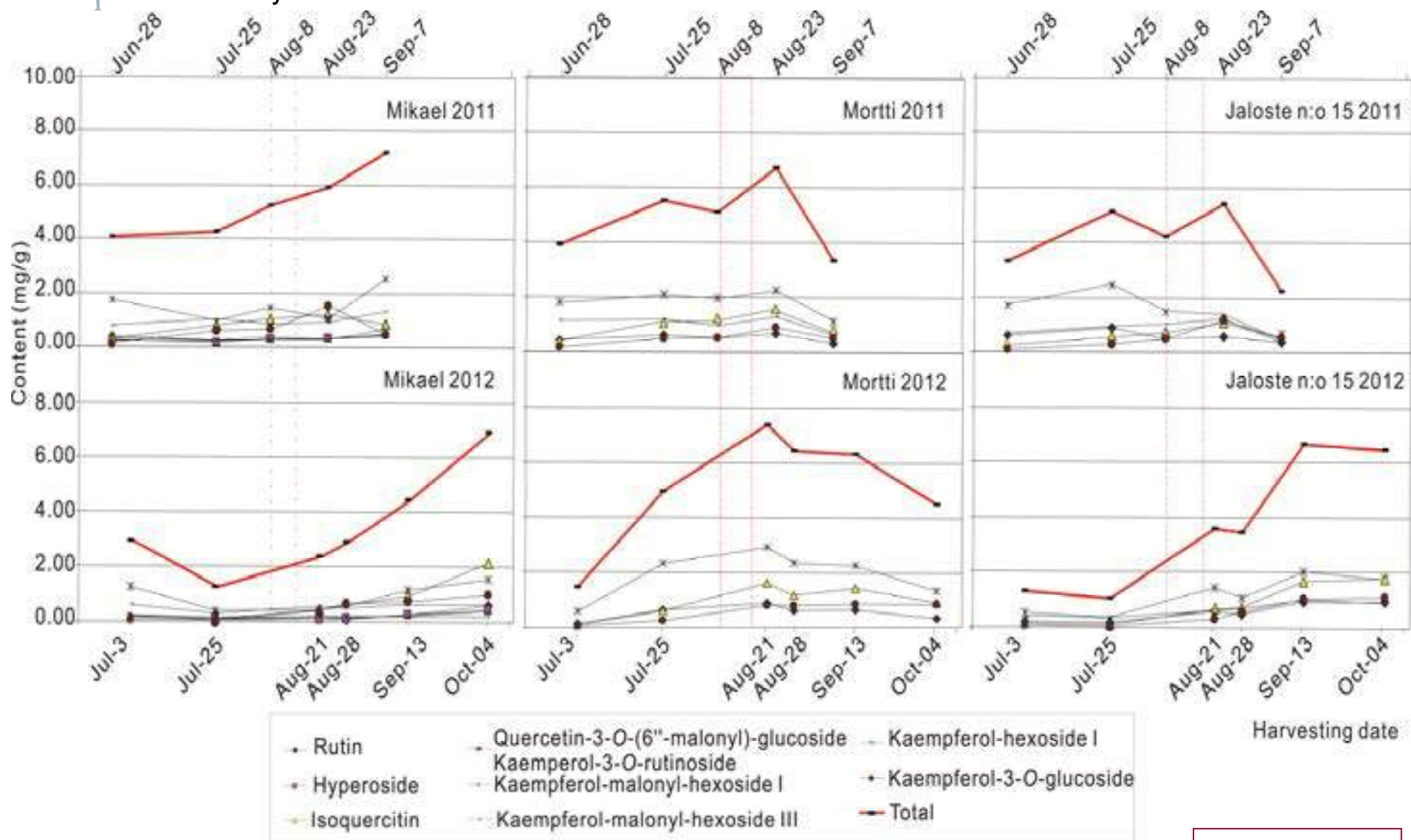
- 'Mortti' and No 15 were alike. 'Mikael' was different.
- Flavonolglycosides the major phenolic group
- Tannins (proanthocyanidins) and phenolic acids less abundant

Flavonol Glycosides Form the Most Abundant group

Liu, Kallio, Yang
Food Chemistry
2014, 160, 180-189



HPLC-DAD chromatogram of leaves (variety 'Mikael'). 70 % H₂O-acetone extraction, measured at 280 nm.

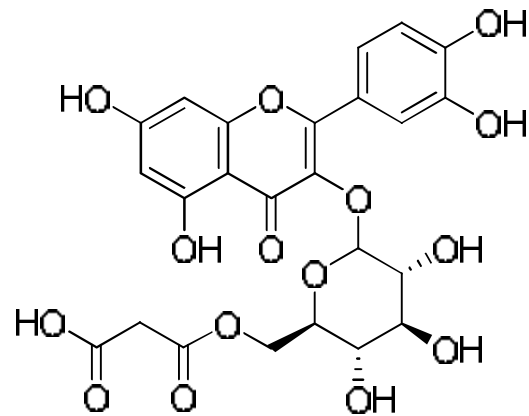


Changes in flavonolglycosides in BC leaves in 2011 and 2012.

Liu, Kallio, Yang
Food Chemistry
2014, 160, 180-189



Quercetin-3-O-(6''-malonyl)-glucoside is a significant compound in BC



Quercetin-3-O-(6''-malonyl)-glucoside

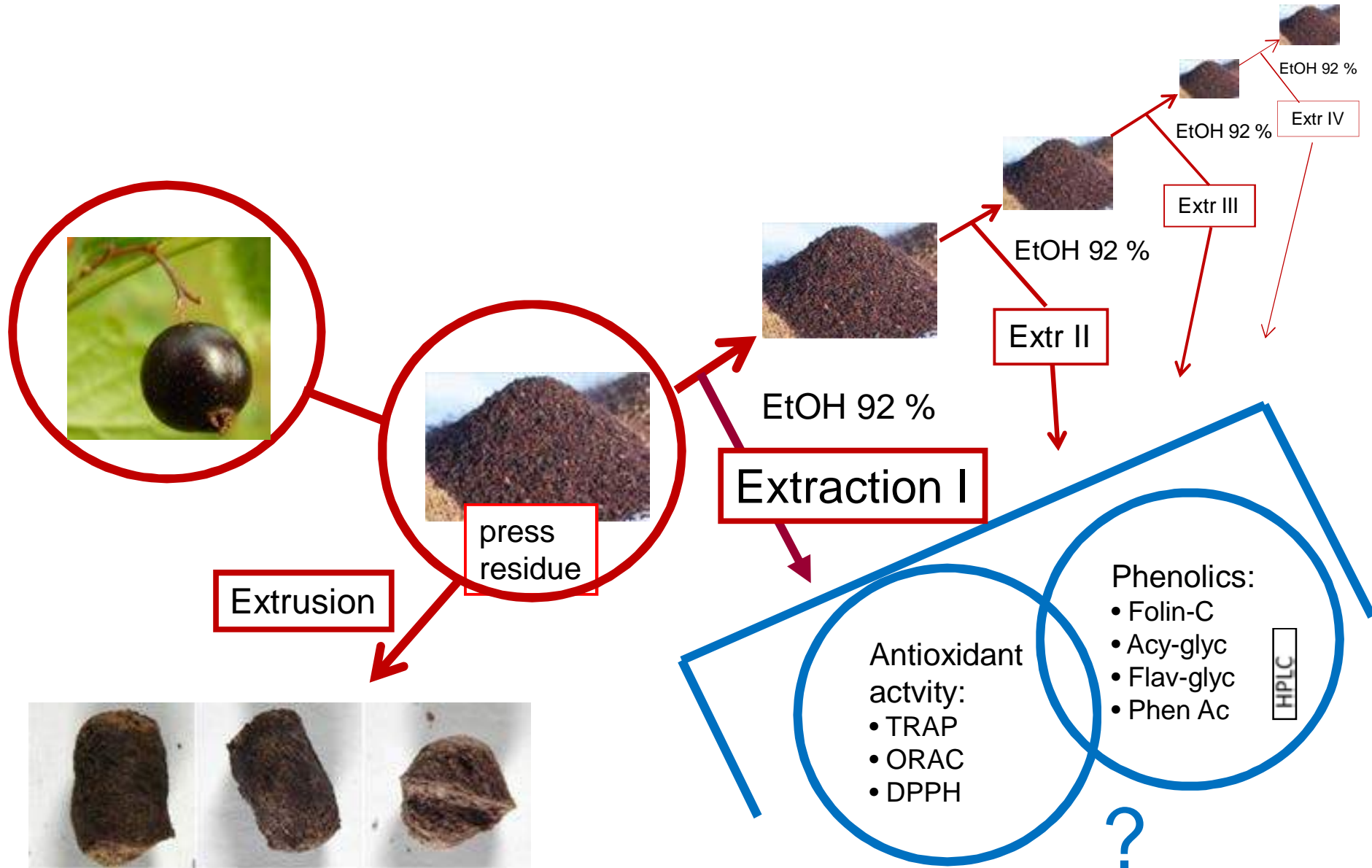
- Qu-3-O-(6''-malon)-glc in BC leaves
120-230 mg/100 g fw
- High bioactivity
 - Known to lower blood glucose
 - Lowers risk of coronary clogging
 - Lowers oxidation of LDL
- Phenolic compounds have an effect on flavor and color
- Highest activities in leaves after berry harvesting!

The same methods of analysis to be applied in analysis of leaves, berries, food products, human tissues, blood, urine, feces etc.

→ Useful in food chemistry, technology, nutrition, medicine



(2) Antioxidant Potential of Blackcurrant Press Residue Extracts





Methods Applied in Analysis of the Antioxidant Potential

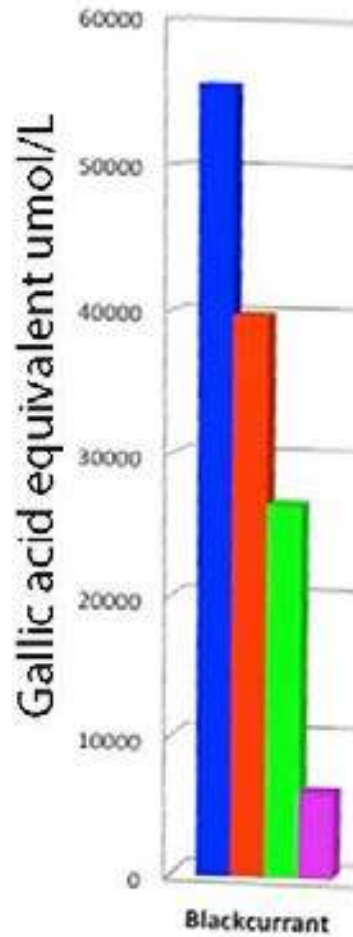
- **Juice pressing** by hydraulic press (no enzymes)
- **EtOH (92 %) extraction** of press residues + filtration (four consecutive extr.)
- **Filtration**, dilutions
- **Folin-Ciocalteu** reagent reducing capacity (“P.-C. phenolics”)
- **TRAP** (Total Radical-Trapping Antioxidant Parameter, luminometric)
- **ORAC** (Oxygen Radical Absorbance Capacity, fluorometric, Excitation 485 nm, emission 535 nm)
- **DPPH** (DPPH –radical trapping, reduction of violet at 515 nm)
- **HPLC phenolic profile** (anthocyanins, flavonols, phenolic acids)



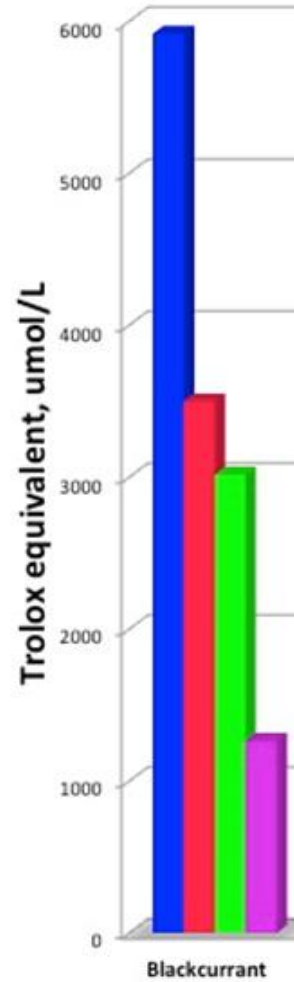
Profiles Obtained by Different Methods Give Different Results

(2)

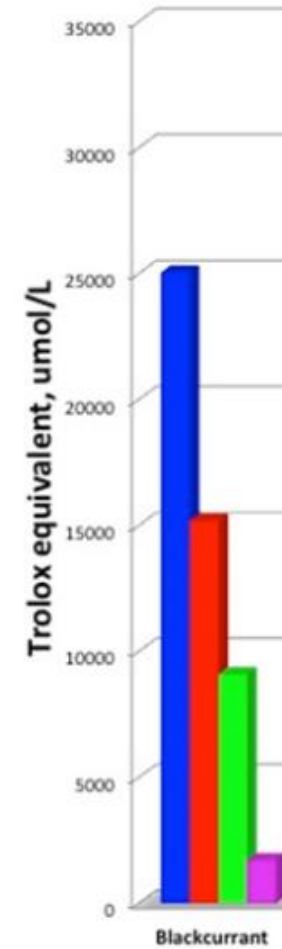
FOLIN-CIOC.



ORAC



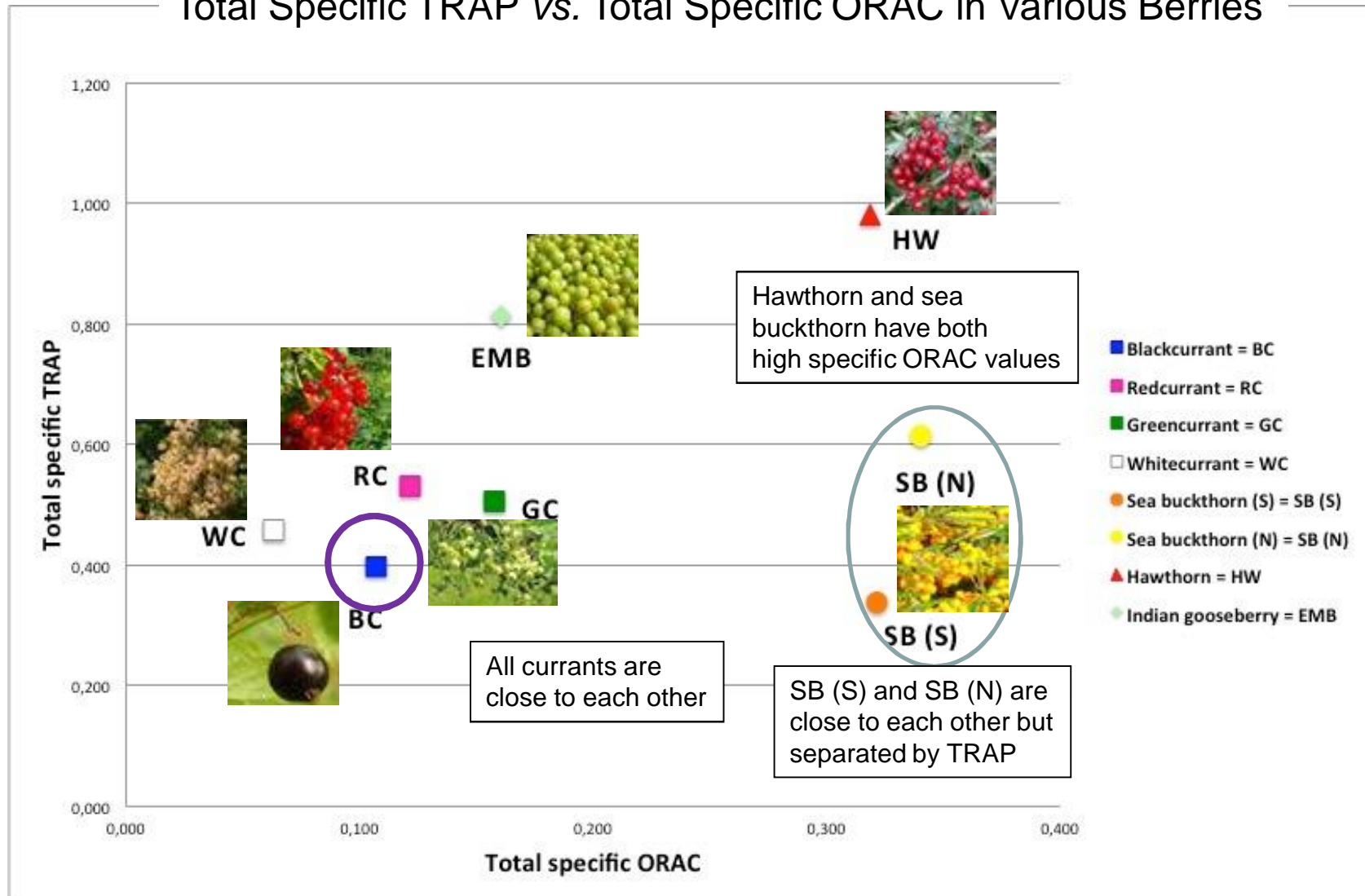
TRAP



- Extract I
- Extract II
- Extract III
- Extract IV



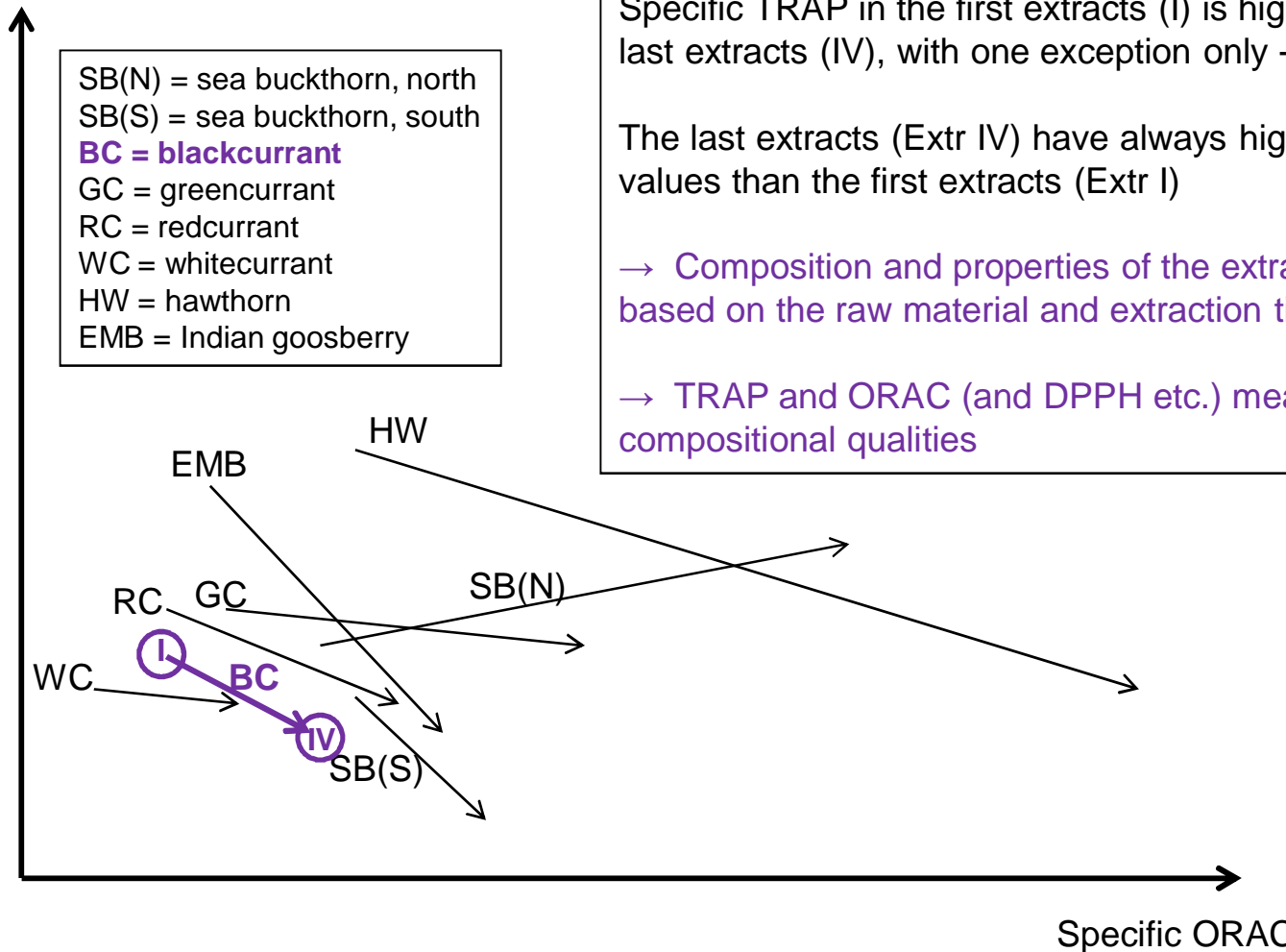
Total Specific TRAP vs. Total Specific ORAC in Various Berries





Differences between Extract I and Extract IV in Various Berries

Specific TRAP



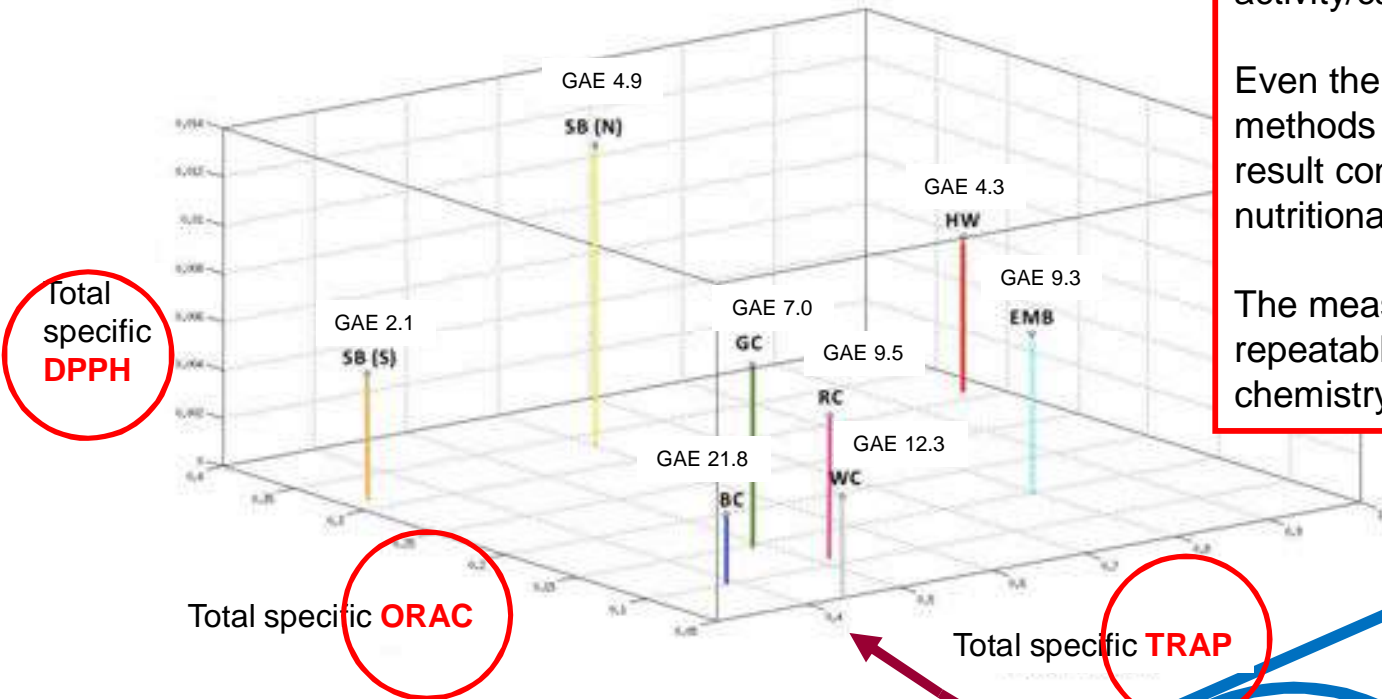


Interpretations?

No single method of analysis gives a universal answer of the antioxidative activity/capacity of a product

Even the combination of three methods does not give reliable result concerning the biological/nutritional effects of the product

The measurements are reliable and repeatable – let us investigate the chemistry behind these values!

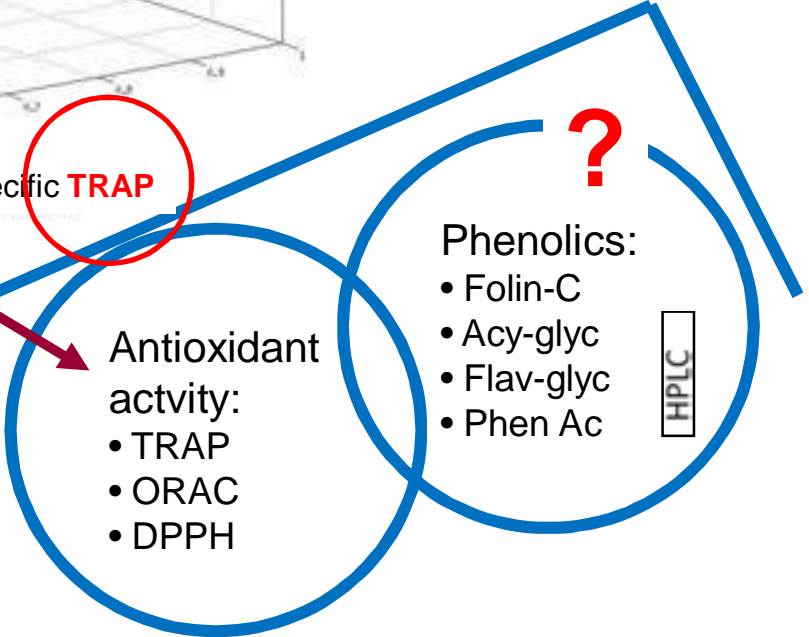


Total specific **DPPH**

Total specific **ORAC**

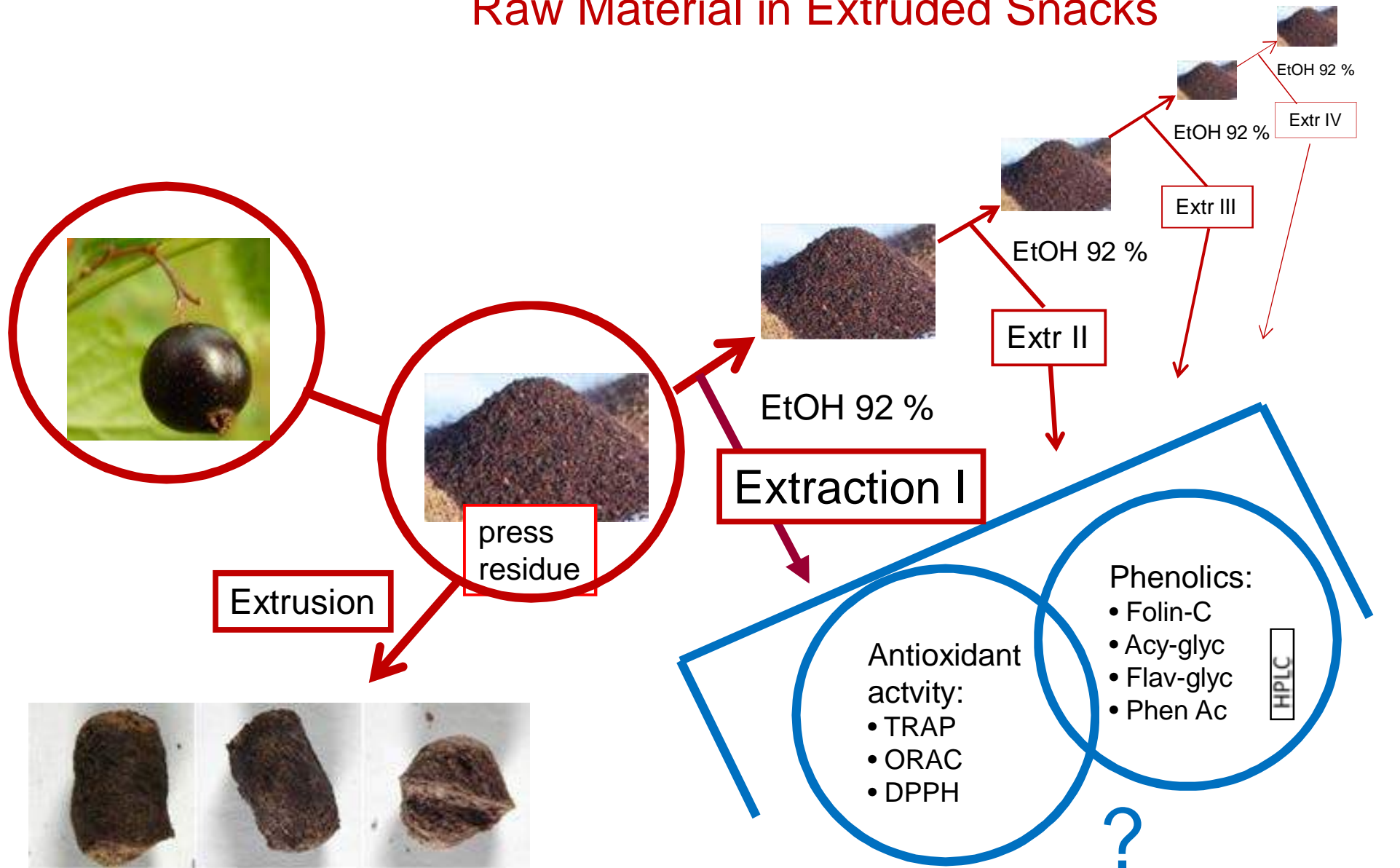
Total specific **TRAP**


- SB(N) = sea buckthorn, north
- SB(S) = sea buckthorn, south
- BC = blackcurrant
- GC = greencurrant
- RC = redcurrant
- WC = whitecurrant
- HW = hawthorn
- EMB = Indian goosberry





(3) Blackcurrant Press Residue as Raw Material in Extruded Snacks





Contents lists available at ScienceDirect

LWT - Food Science and Technology

journal homepage: www.elsevier.com/locate/lwt



Exploiting blackcurrant juice press residue in extruded snacks



Leenamajja Mäkilä^a, Oskar Laaksonen^a, José Martin Ramos Diaz^b, Marjatta Vahvaselkä^c,
Olavi Myllymäki^c, Ilkka Lehtomäki^c, Simo Laakso^c, Gerhard Jahreis^d, Kirsi Jouppila^b,
Petra Larmo^{a,1}, Baoru Yang^a, Heikki Kallio^{a,*}

^a Food Chemistry and Food Development, Department of Biochemistry, University of Turku, FI-20014 Turku, Finland

^b Department of Food and Environmental Sciences, University of Helsinki, FI-00014 Helsinki, Finland

^c Department of Biotechnology and Chemical Technology, School of Chemical Technology, Aalto University, FI-00076 AALTO, Finland

^d Department of Nutritional Physiology, Friedrich Schiller University of Jena, D-07743 Jena, Germany

ARTICLE INFO

Article history:

Received 8 August 2013

Received in revised form

11 November 2013

Accepted 4 February 2014

Keywords:

Blackcurrant

Extrusion

Liking

Physical properties

Press residue

ABSTRACT

Extrusion process was developed to exploit blackcurrant juice press residues from industrial side-streams. Press residues obtained from conventional enzymatic pressing, with high content of fiber and seed oil, and novel non-enzymatic juice processing, with high content of sugars, fruit acids and anthocyanins, were extruded with barley flour, oat flour or oat bran. The recipes consisted of blackcurrant press residues (30%), cereal materials (40%) and potato starch (30%) and small amount of sugar and salt. When compared to enzymatic press residue and oat bran, the novel non-enzymatic press residue extruded with barley or oat flour had higher expansion, lower hardness and density, higher redness (a^*), lower pH, and higher contents of fructose, glucose and fruit acids, all contributing positively to liking of texture, appearance, and flavor as well as berry-like experience. These characteristics were obtained with more gentle processing parameters, consisting of a lower total mass flow, screw speed and barrel temperature. Female consumers gave lower ratings in flavor, appearance and overall pleasantness for blackcurrant snacks than males. The study presented a sustainable way of utilizing industrial press residues from different processes of berry juice pressing for production of healthy snacks and breakfast cereals.

Mäkilä *et al.*
LWT – Food Science and Technology
2014, 57, 618–627




Fig. 1. Five parallel pictures of the samples: enzymatic residue (ER) extrudates A. ER-barley, B. ER-oat and C. ER-oat bran; non-enzymatic residue (NR) extrudates D. NR-barley, E. NR-oat and F. NR-oat bran.

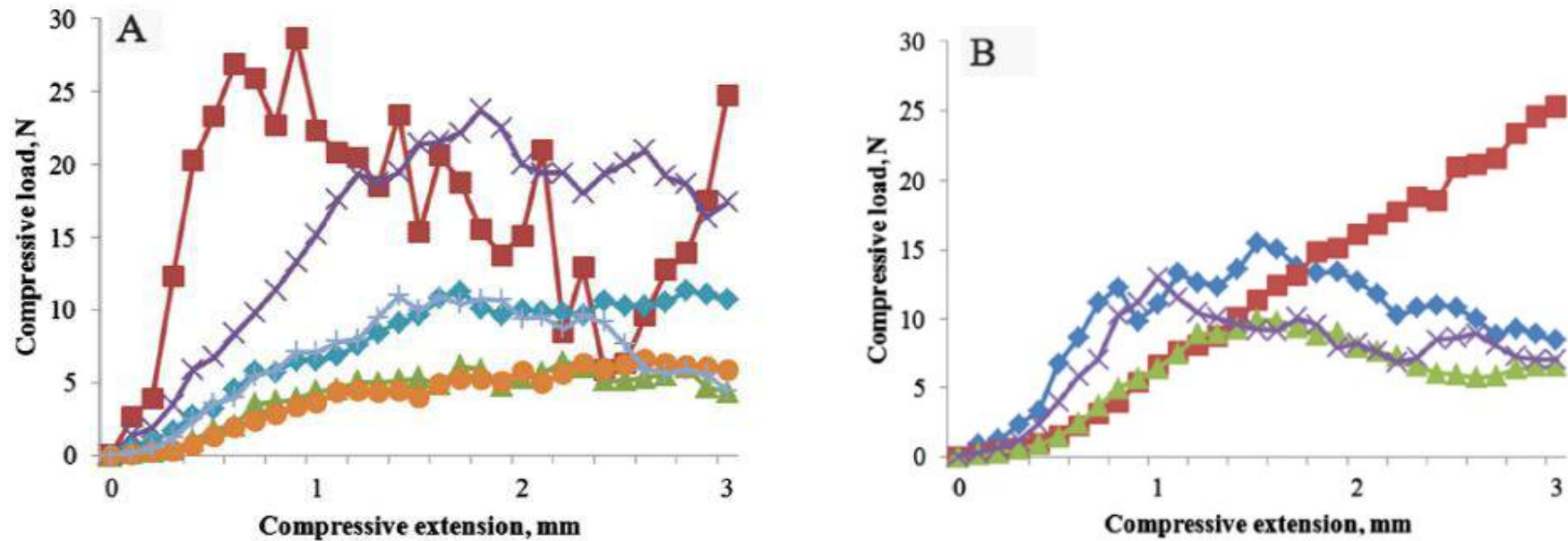


Fig. 2. Hardness values (N/mm: averages of triplicate measurements, 9–10 replicates) of the extrudates: (◆) ER-barley, (×) ER-oat, (■) ER-oat bran, (▲) NR-barley, (●) NR-oat and (+) NR-oat bran (A) and reference products: (◆) Reference 1, (■) Reference 2, (▲) Reference 3, (×) Reference 4 (B). The force (compressive load; N) needed for probe to penetrate to certain depth (compressive extension; mm) into the extrudate. ER-oat bran had 2–9 replicates in compressive extensions 0.8–3.0 mm.

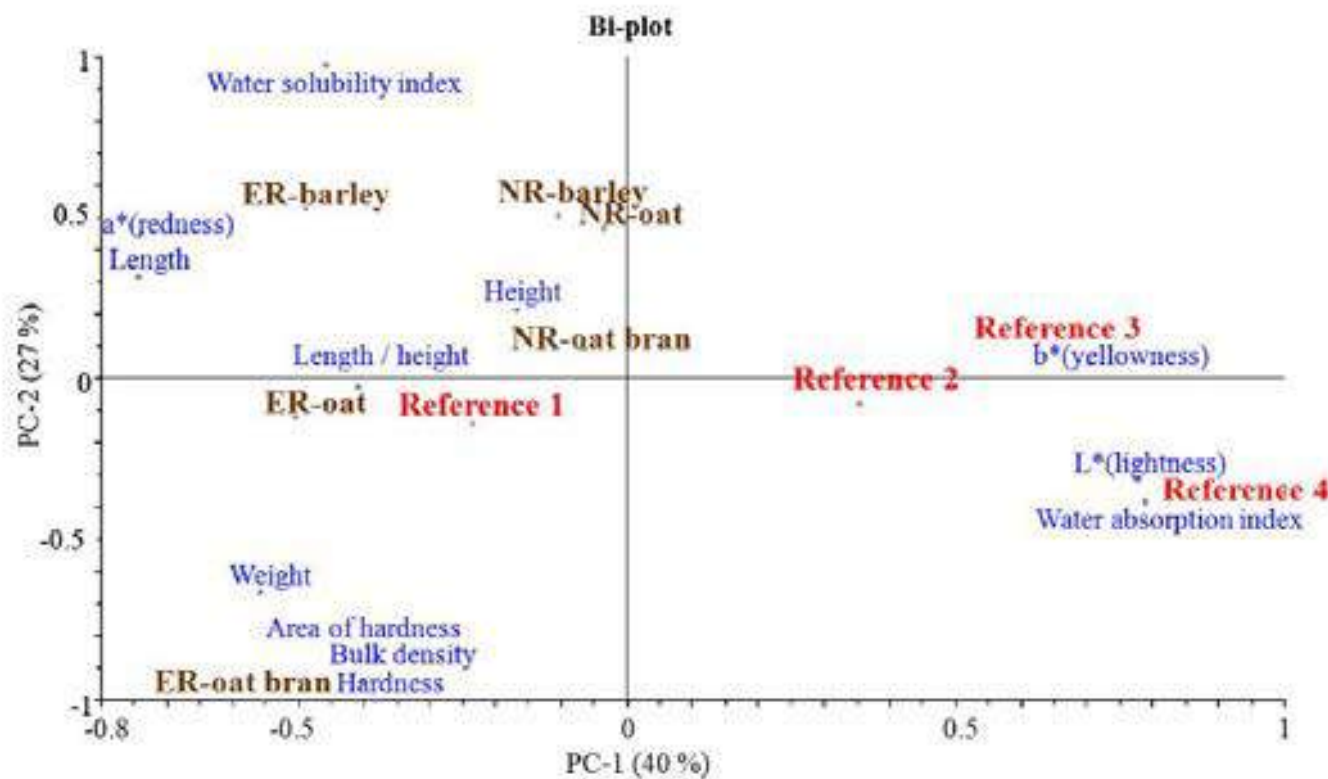
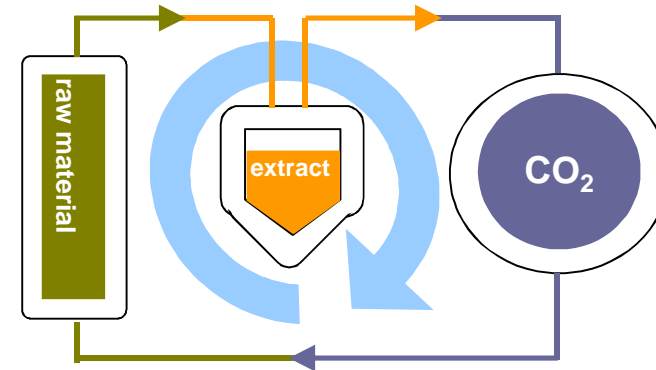


Fig. 3. PCA bi-plot of physical properties of the extrudates and reference products (References 1–4). The physical properties are presented in blue, reference products in red and extrudates in brown font. Abbreviations of physical properties refer to Table 3. (For interpretation of the references to color in this figure legend, the reader is referred to the web version of this article.)



(4) Examples of Biological Effects of BC Seed Oil Extracted by Supercritical CO₂



- No organic solvents
 - No heat stress of raw materials or products
 - Aseptic extracts possible
 - CO₂ atmosphere during processing
 - Environmental-friendly
 - Often no further refining of the products needed
 - Major applications are natural lipids and natural aroma compounds / perfumes
- Heavy investments needed
 - If small facilities, high production costs
 - Limited selectivity
 - Technically most feasible modifiers not always practical
 - Oils comparable with “non-refined” or “virgin”
 - International growth has been slow – why?





Composition of Currant Seed Oils Vary Based on Species, Varieties and Growth Conditions

Table 2 Fatty acid composition (mol%) of the seed oil triacylglycerols of *Ribes* berries. Fatty acids found at less than 0.1% of the total are included with the "others"

Johansson et al., ZLUF
1997, 204, 300-307

Fatty acid	Proportion, mol% (RSD)		
	<i>Ribes nigrum</i>	<i>Ribes spicatum</i>	<i>Ribes alpinum</i>
14:0	0.1 (2.7)	–	0.1 (44.2)
16:0	5.2 (0.9)	3.8 (7.4)	5.2 (0.9)
16:1 (<i>n</i> – 7)	–	–	0.1 (1.8)
18:0	1.8 (0.2)	1.2 (0.8)	1.1 (1.0)
18:1 (<i>n</i> – 9)	10.3 (0.2)	13.5 (5.2)	18.6 (0.1)
18:1 (<i>n</i> – 7)	0.5 (1.0)	0.5 (4.2)	0.8 (1.1)
18:2 (<i>n</i> – 6)	48.2 (0.3)	38.5 (1.5)	36.1 (0.6)
18:3 (<i>n</i> – 6)	11.3 (0.3)	16.1 (3.5)	13.3 (1.6)
18:3 (<i>n</i> – 3)	17.5 (0.1)	19.1 (7.0)	18.2 (1.0)
18:4 (<i>n</i> – 3)	3.0 (0.2)	6.0 (4.5)	5.1 (0.4)
20:0	0.2 (7.6)	0.2 (22.4)	0.1 (1.2)
20:1 (<i>n</i> – 9)	0.9 (1.0)	0.1 (6.2)	0.1 (5.0)
20:2 (<i>n</i> – 6)	0.3 (1.3)	–	–
Others	0.9	1.1	1.2

Fatty acids in acyl glycerols and other fat soluble bioactive compounds of BC seed oil are assumed to be related to the health-beneficial effects in man





Correlations of FAs in Alpine and Red Currant Seed Oils

Johansson et al Eur Food Res Technol, 2000, 211, 277-283

Table 3 Correlation coefficients between the polyunsaturated fatty acids of alpine currant and northern redcurrant seed oil

	Alpine currant		
	Linoleic acid	γ -Linolenic acid	α -Linolenic acid
γ -Linolenic acid	-0.76*	-	0.16
α -Linolenic acid	-0.27	0.16	-
Stearidonic acid	-0.72*	0.65	0.73*
	Northern redcurrant		
	Linoleic acid	γ -Linolenic acid	α -Linolenic acid
γ -Linolenic acid	0.72*	-	-0.92**
α -Linolenic acid	-0.89**	-0.92**	-
Stearidonic acid	-0.98**	-0.74*	0.93**

* Significant at $P \% < 0.05$; ** significant at $P < 0.001$

(4)

Linnamäa et al., Clin Exp Allergy 2010, 40, 1247-1255

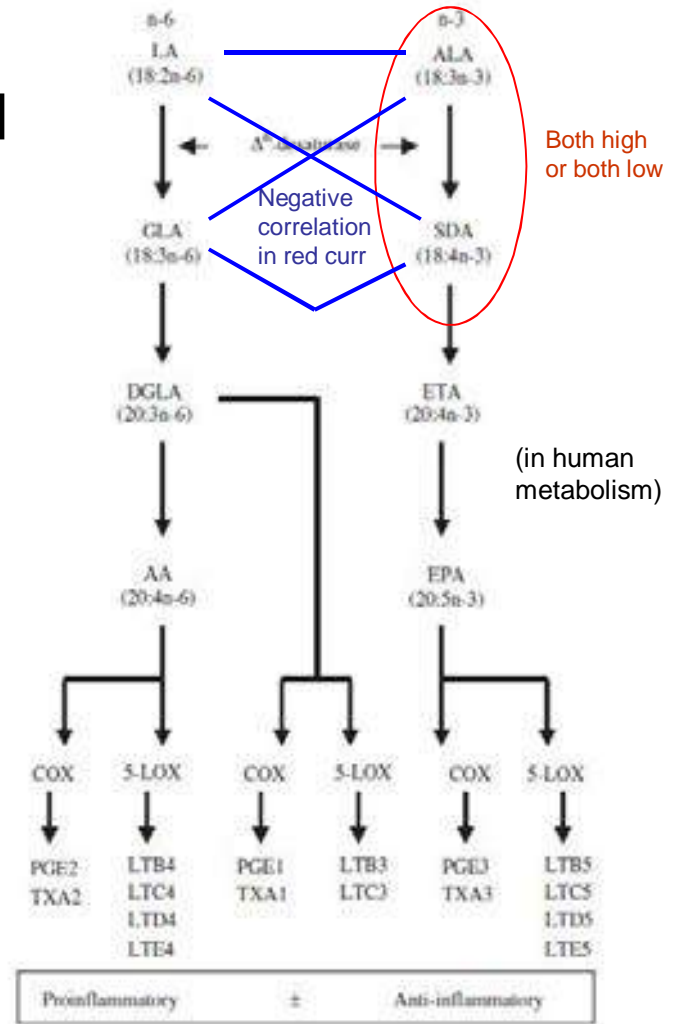


Fig. 1. The metabolism of n-6 and n-3 fatty acids and the synthesis of their eicosanoids presented together with the effects of different eicosanoids on inflammatory response [LA, linoleic acid; ALA, α -linolenic acid; GLA, γ -linolenic acid; SDA, stearidonic acid; DGLA, dihomo- γ -linolenic acid; ETA, eicosatetraenoic acid; AA, arachidonic acid; EPA, eicosapentaenoic acid; COX, cyclo-oxygenase pathway; 5-LOX, 5-lipoxygenase pathway; PGE, prostaglandin E; TXA, thromboxane; LTB, leukotriene B; LTC, leukotriene C; LTD, leukotriene D and LTE, leukotriene E]. Modified from Calder et al. 2002 [6].



BC oil prevents atopic dermatitis in newborns

Clinical & Experimental Allergy, 1-9 doi: 10.1111/j.1365-2222.2010.03540.x

© 2010 Blackwell Publishing Ltd

ORIGINAL ARTICLE

Blackcurrant seed oil for prevention of atopic dermatitis in newborns: a randomized, double-blind, placebo-controlled trial

P. Linnamaa¹, J. Savolainen², L. Koulu¹, S. Tuomasjukka³, H. Kallio³, B. Yang³, T. Vahlberg⁴ and R. Tahvonon^{3,5}

¹Department of Dermatology, ²Department of Pulmonary Diseases and Clinical Allergology, ³Department of Biochemistry and Food Chemistry, ⁴Department of Biostatistics, University of Turku, Turku, Finland and ⁵MTT Agrifood Research Finland, Jokioinen, Finland

Summary

Background The present increased incidence of atopic diseases has been associated with an altered intake of essential fatty acids (EFAs). The composition of blackcurrant seed oil (BCSO) corresponds to the recommended dietary intake of EFAs, and as a dietary supplement could, in small doses, modify the imbalance of EFAs in an efficient way.

Objective To assess the effect of dietary supplementation with BCSO on the prevalence of atopy at 12 months of age.

Methods Three hundred and thirteen pregnant mothers were randomly assigned to receive BCSO (151) or olive oil as placebo (162). The first doses were administered at 8th–16th weeks of pregnancy and were continued until the cessation of breastfeeding, followed by supplementation to the infants until the age of 2 years. Atopic dermatitis and its severity (SCORAD index) were evaluated, serum total IgE was measured and skin tests were performed at the age of 3, 12 and 24 months.

Results Parental atopy was common (81.7%) among study subjects, making them infants with increased atopy risk. There was a significantly lower prevalence of atopic dermatitis in the BCSO group than in the olive oil group at the age of 12 months (33.0% vs. 47.3%, $P = 0.035$). SCORAD was also lower in the BCSO group than in the olive oil group at 12 months of age ($P = 0.035$). No significant differences in the prevalence of atopic dermatitis were observed between the groups at the age of 24 months ($P = 0.18$).

Conclusion Dietary supplementation with BCSO was well tolerated and it transiently reduced the prevalence of atopic dermatitis. It could therefore be one potential tool in the prevention of atopic symptoms when used at an early stage of life.

(Registration number SRCTN14869647, <http://www.controlled-trials.com>)

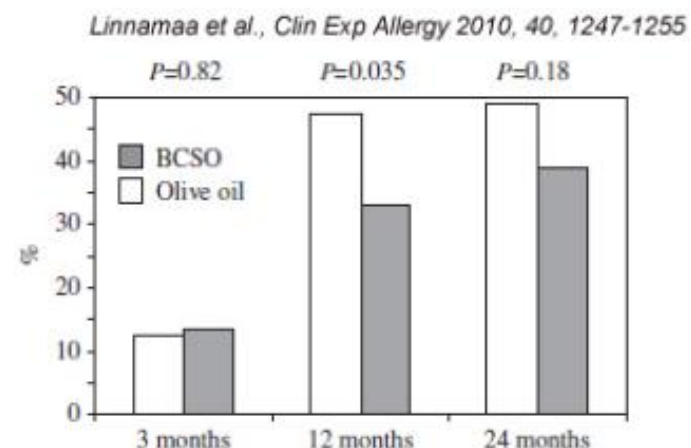


Fig. 3. Prevalence of atopic dermatitis for 1 month or longer in the blackcurrant seed oil (BCSO) intervention group (grey bar) and the placebo group (white bar) at three different study time-points: 3, 12 and 24 months. Statistical comparison with the χ^2 -test.

Linnamaa et al.
Clin. Exp. Allergy 2010, 40, 1247-1255



BC oil enhances innate and adaptive immunity *via* breast milk cytokines

Black currant seed oil supplementation of mothers enhances IFN- γ and suppresses IL-4 production in breast milk

Pia Linnamaa¹, Kaisa Nieminen², Leena Koulu¹, Saska Tuomasjukka³, Heikki Kallio³, Baoru Yang³, Raija Tahvonen^{3,4} & Johannes Savolainen²

¹Department of Dermatology, University of Turku, Turku, Finland; ²Department of Pulmonary Diseases and Clinical Allergology, Turku University Hospital, University of Turku, Turku, Finland; ³Department of Biochemistry and Food Chemistry, University of Turku, Turku, Finland; ⁴MTT Agrifood Research Finland, Jokioinen, Finland

To cite this article: Linnamaa P, Nieminen K, Koulu L, Tuomasjukka S, Kallio H, Yang B, Tahvonen R, Savolainen J. Black currant seed oil supplementation of mothers enhances IFN- γ and suppresses IL-4 production in breast milk. *Pediatr Allergy Immunol* 2013; **24**: 562–566.

Keywords

atopic dermatitis; breast milk; cytokines; fatty acids; intervention

Correspondence

Johannes Savolainen, Department of Pulmonary Diseases and Clinical Allergology, University of Turku, FI-20520 Turku, Finland
Tel: +358 2 3132504
Fax: +358 2 3133328
E-mail: johannes.savolainen@utu.fi

Accepted for publication 7 July 2013

DOI:10.1111/pai.12310

Abstract

Background: The first year of infancy is crucial for the development of atopic immune response. Inadequate early Th1 and Treg responses and increased production of Th2 cytokines are associated with atopy. Breast milk contains several immunomodulatory cytokines and other factors that might influence the maturation of the infant's immune system. We assessed the cytokines in breast milk of mother of newborn infants and their associations with black currant seed oil (BCSO) supplementation during pregnancy, mother's atopic status and the development of infant's atopic dermatitis.

Methods: Mothers and infants from an intervention study by black currant seed oil ($n = 31$) or olive oil as placebo ($n = 30$) were included in the study. Breast milk samples were collected during the first 3 months of breastfeeding. Breast milk levels of IL-4, IL-5, IL-10, IL-12, IFN- γ and TNF were measured by Luminex technology.

Results: BCSO intervention group had decreased level of IL-4 ($p = 0.044$) and elevated level of IFN- γ ($p = 0.014$) in breast milk as compared to olive oil group. No significant differences were observed in IL-5, IL-10, IL-12 and TNF levels between the BCSO and olive oil groups. Mothers who had atopic dermatitis had significantly decreased levels of IL-10 ($p = 0.044$) in breast milk. Breast milk of the mothers of the children who developed atopic dermatitis had lower levels of IFN- γ ($p = 0.039$) as compared to the breast milk of the mothers of the children without dermatitis.

Conclusion: Dietary intervention with BCSO had immunomodulatory effects on breast milk cytokine production towards Th2 to Th1 immunodeviation.



Linnamaa et al.
Pediatric Allergy and Immunology
2013, 24, 562–566

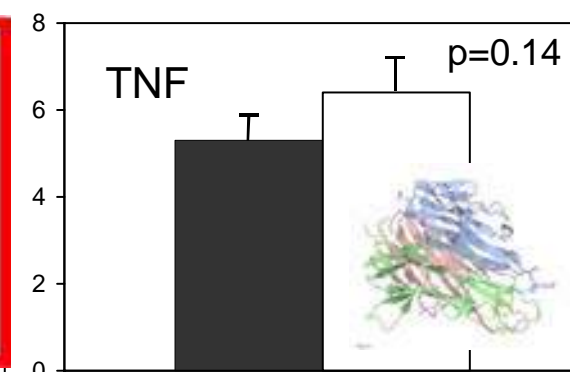
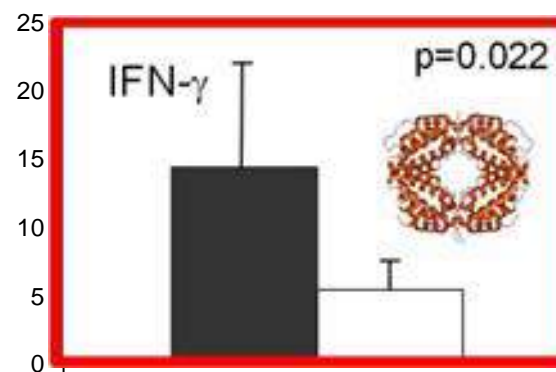
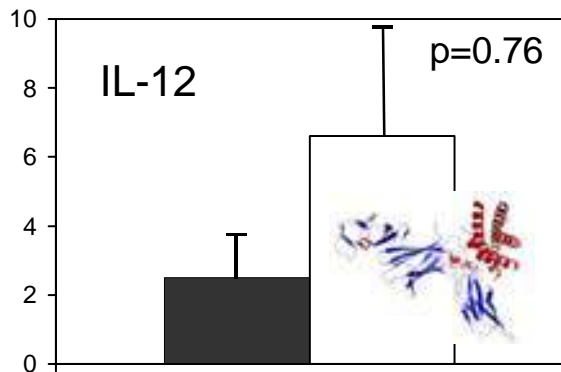
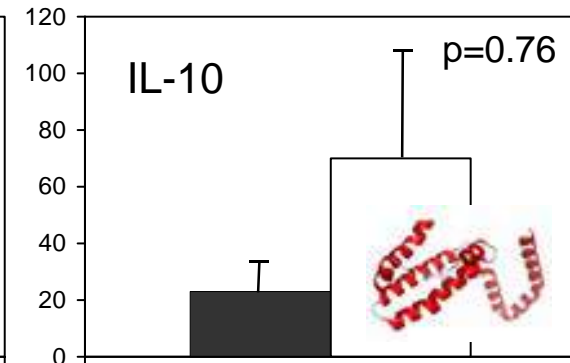
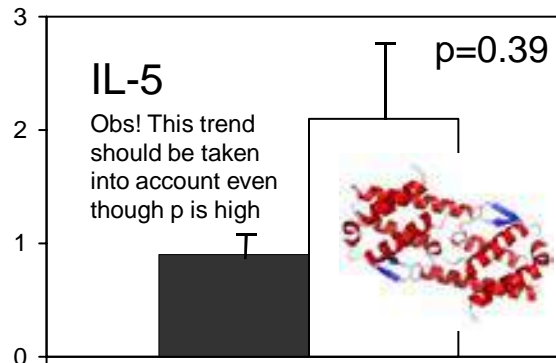
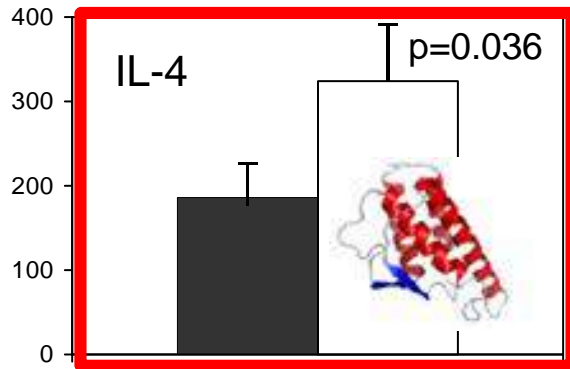


Breast milk concentrations (pg/ml) of mothers undergoing BSCO (black, n=31) and olive oil (white, n= 30) intervention

Interleukin 4 is a cytokine regulator in immunity
Decreases production of IFN-gamma
Overproduction associated with allergies

Associated with allergic rhinitis (inflammation of nose mucose membranes) and asthma

Pleiotropic effects in immunoregulation and inflammation
Inhibits synthesis of IFN-gamma



Stimulates production of IFN-gamma
Reduces IL-4 mediated suppression of IFN-gamma
Anti-angiogenic activity

Interferon γ is a dimerized soluble cytokine
Secreted by T helper cells
Antiviral, immunoregulatory, anti-tumor properties
Pro-inflammatory
Leds to cellular immunity
Critical for innate and adaptive immunity

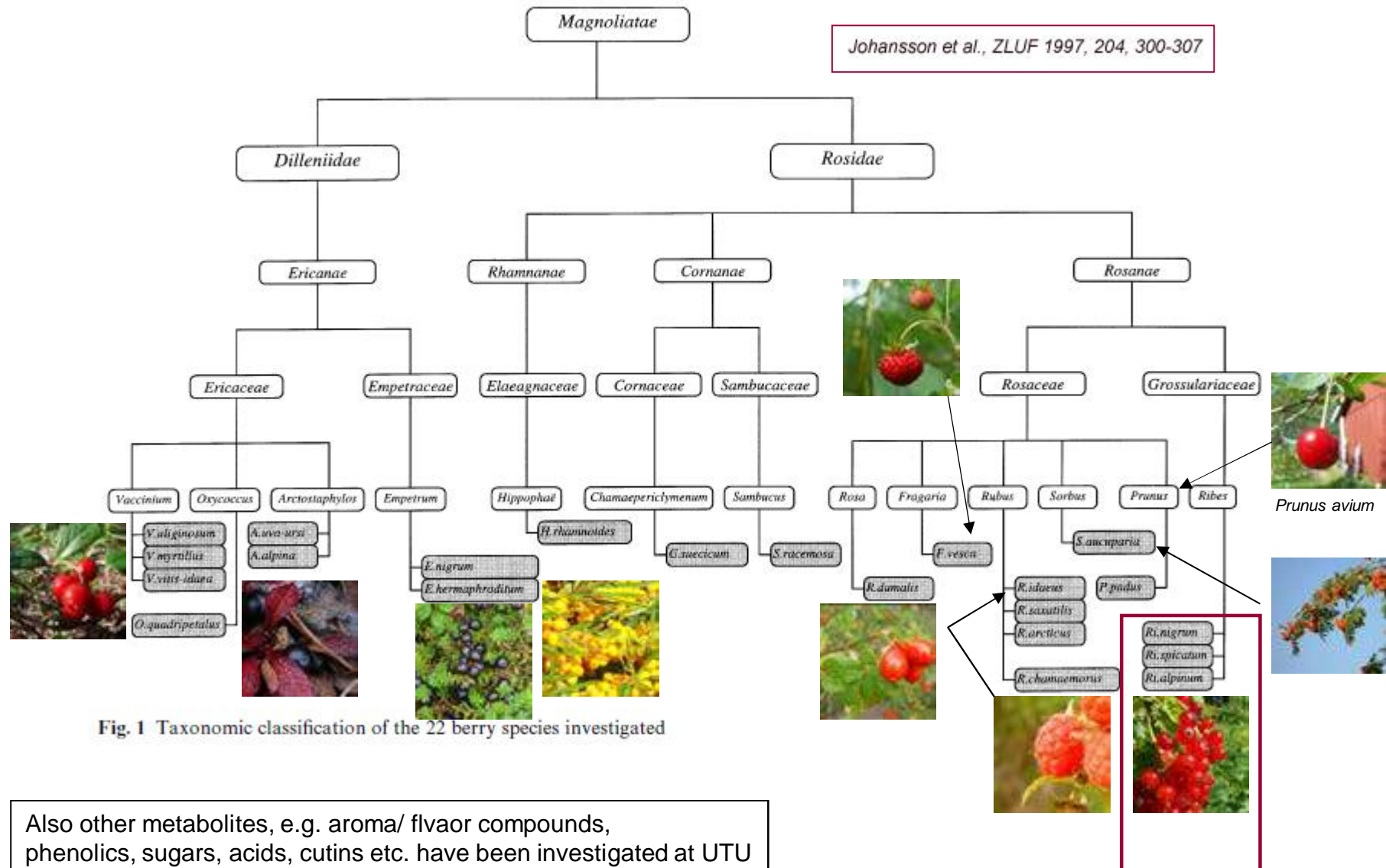
Group of apoptosis-inducing cytokines

Modified from:
Linnamaa et al.
Pediatric Allergy and Immunology
2013, 24, 562-566



Not Only Blackcurrants!

There is an Extreme Selection of Berries to be Investigated





PUBLICATIONS CONCERNING CURRANT BERRIES (*Ribes*) (by FoodChem and FoodDevel, UTU May 05th 2014)

Mäkilä, L.; Laaksonen, O.; Ramos Diaz, J.M.; Vahvaselkä, M.; Myllymäki, O.; Lehtomäki, I.; Laakso, S.; Jahreis, G.; Jouppila, K.; Larmo, P.; Yang, B.; Kallio, H. Exploiting blackcurrant juice press residue in extruded snacks. *Lebensm. Wiss. Tech.* **2014**, *57*, 618-627.

Laaksonen, O.A.; Mäkilä, L.; Sandell, M.A., Salminen, J.-P.; Liu, P.; Kallio, H.P.; Yang, B. Chemical-sensory characteristics and consumer responses in blackcurrant juices produced by different industrial processes. *Food Bioproc. Tech.* **2014**. DOI 10.1007/s11947-014-1316-8.

Liu, P.; Kallio, H.; Yang, B. Flavonol glycosides and other phenolic compounds in buds and leaves of different varieties of black currant (*Ribes nigrum* L.) and changes during growing season. *Food Chem.* **2014**, *160*, 180-189.

Yang, B.; Zheng, J.; Laaksonen, O.; Tahvonen, R.; Kallio, H. Effects of latitude and weather conditions on phenolic compounds in currant (*Ribes* spp.) cultivars. *J. Agric. Food Chem.* **2013**, *61*, 3517-3532.

Linnamaa, P.; Nieminen, K.; Koulu, L.; Tuomasjukka, S.; Kallio, H.; Yang, B.; Tahvonen, R.; Savolainen, J. Black currant seed oil supplementation of mothers enhances IFN- γ and suppresses IL-4 in breast milk. *Pediatric Allergy and Immunology* **2013**, *24*, 562-566.

Laaksonen, O.; Mäkilä, L.; Tahvonen, R.; Kallio, H.; Yang, B. Sensory quality and compositional characteristics of blackcurrant juices produced by different processes. *Food. Chem.* **2013**, *138*, 2421-2429.

Zheng, J.; Yang, B.; Ruusunen, V.; Laaksonen, O.; Tahvonen, R.; Hellsten, J.; Kallio, H. Compositional differences of phenolic compounds between black currant (*Ribes nigrum* L.) cultivars and their response to latitude and weather conditions. *J. Agric. Food Chem.* **2012**, *60*(26), 6581-93.

Linnamaa, P.; Nieminen, K.; Koulu, L.; Tuomasjukka, S.; Kallio, H.; Yang, B.; Tahvonen, R.; Savolainen, J. Pro-inflammatory and Th2-type cytokine response in PBMC in infants are associated with parental smoking. *Clin. Exp. Allergy.* **2012**, *42*, 1472-1478.



Suomela, J.-P.; Sandell, M.; Vaarno, J.; Lehtonen, H.-M.; Tahvonen, R.; Viikari, J.; Kallio, H. Children's hedonic response to berry products: Effect of chemical composition of berries and hTAS2R38 genotype on liking. *Food Chem.* **2012**, *153*(3), 1210-1219.

Laaksonen, O.; Sandell, M.; Nordlund, E.; Heiniö, R.-L.; Malinen, H.-L.; Jaakkola, M.; Kallio, H. The effect of enzymatic treatment on black currant (*Ribes nigrum*) juice flavour and its stability. *Food Chem.* **2012**, *130*, 31-41.

Lehtonen, H.-M.; Suomela, J.-P.; Tahvonen, R.; Yang, B.; Venojärvi, M.; Viikari, J.; Kallio, H. Different berries and berry fractions have various but slightly positive effects on the associated variables of metabolic diseases on overweight and obese women. *Eur. J. Clin. Nutr.* **2011**, *65*, 394-401.

Yang, B.; Ahotupa, M.; Määttä, P.; Kallio, H. Composition and antioxidative activities of supercritical CO₂-extracted oils from seeds and soft parts of northern berries. *Food Res. Int.* **2011**, *44*, 2009-2017.

Järvinen, R.; Silvestre, A.J.D.; Gil, A.M.; Kallio, H. Solid state ¹³C CP-MAS NMR and FT-IR spectroscopic analysis of cuticular fractions of berries and suberized membranes of potato. *J. Food Compos. Anal.* **2011**, *24*, 334-345.

Laaksonen, O.; Sandell, M.; Heiniö*, R.-L.; Selinheimo*, E.; Malinen*, H.-L.; Kallio, H. 2010. Effect of heat treatment and pectinase on the sensory profile of black currant (*Ribes nigrum*) juices. – In proceedings of the Fourth European Conference on Sensory and Consumer Research. 5.-8. September in Vitoria-Gasteiz, Spain.

Linnamaa, P.; Savolainen, J.; Koulu, L.; Tuomasjukka, S.; Kallio, H.; Yang, B.; Vahlberg, T.; Tahvonen, R. Blackcurrant seed oil for prevention of atopic dermatitis in newborns: a randomised double-blind, placebo controlled trial. *Clin. Exp. Allergy* **2010**, *40*, 1247-1255.

Lehtonen, H.-M.; Suomela, J.-P.; Tahvonen, R.; Vaarno, J.; Venojärvi, M.; Viikari, J.; Kallio, H. Berry meals and risk factors associated with metabolic syndrome. *Eur. J. Clin. Nutr.* **2010**, *64*, 614-621.

Kallio, H.; Yang, B.; Sandell, M. Turun yliopistossa tutkitaan marjojen koostumuksen ja vaikutusten välisiä suhteita. *Luonnosta Sinulle – Nettilehti* 2/2010. <http://www.arktisetaromit.fi/nettilehti/artikkeli.php?aid=146&lid=15>

Järvinen, R.; Kaimainen, M.; Kallio, H. Cutin composition of selected northern berries and seeds. *Food. Chem.* **2010**, *122*, 137-144.



Leskinen, H.M.; Suomela, J.-P.; Kallio, H.P. Quantification of triacylglycerol regioisomers by ultra-high-performance liquid chromatography and ammonia negative ion atmospheric pressure chemical ionization tandem mass spectrometry. *Rapid Commun. Mass Spectrom.* **2010**, *24*:1-5.

Zheng, J.; Kallio, H.; Yang, B. Effects of latitude and weather conditions on sugars, fruit acids and ascorbic acid in currant (*Ribes* sp.) cultivars. *J. Sci Food Agric.* **2009**, *89*, 2011-2023.

Leskinen, H.; Suomela, J.-O.; Kallio, H. Effect of latitude and weather conditions on the regioisomer compositions of α - and γ -linolenoyldilinoleoylglycerol in currant seed oils. *J. Agric. Food Chem.* **2009**, *57*, 3920- 3926.

Sandell, M.; Laaksonen, O.; Järvinen, R.; Rostiala, N.; Pohjanheimo, T.; Tiitinen, K; Kallio, H. Orosensory profiles and chemical composition of black currant (*Ribes nigrum*) juice and fractions of press residue. *J. Agric. Food Chem.* **2009**, *57*(9), 3718-3728.

Zheng, J.; Yang, B.; Tuomasjukka, S.; Ou, S.; Kallio, H. Effects of latitude and weather conditions on contents of sugars, fruit acids, and ascorbic acid in blackcurrant (*Ribes nigrum* L.). *J. Agric. Food Chem.* **2009**, *57*(7), 2977-2987.

Leskinen, H.; Suomela, J.-P.; Pinta, J.; Kallio, H. Regioisomeric structure determination α - and γ -linolenoyldilinolenoyl glycerol in blackcurrant seed oil by silver ion high-performance liquid chromatography and mass spectrometry. *Anal. Chem.* **2008**, *80*, 5788-5793.

Kallio, H.; Nieminen, R.; Tuomasjukka, S.; Hakala, M. Cutin composition of five Finnish berries. *J. Agric Food Chem.* **2006**, *54*, 457-462.

Tiitinen, K.; Hakala, M.; Pohjanheimo, T.; Tahvonen, R.; Kallio, H. Flavour profiles of frozen black currant: Extraction by SPME and analysis by GC sniffing.. State-of-the-Art in Flavour Chemistry and Biology; Hofman T. et al (eds.), **2005**, Deutsche Forschungsanstalt für Lebensmittelchemie, Garching, 518-522.

Tahvonen, R.L.; Schwab, U.S.; Yli-Jokipii, K.M; Mykkänen, H.M.; Kallio, H.P. Black currant seed oil and fish oil supplements differ in their effects on fatty acid profiles of plasma lipids, and concentrations of serum total and lipoprotein lipids, plasma glucose and insulin. *J. Nutr. Biochem.* **2005**, *16*/6, 353-359.



Kallio, H.; Tuomasjukka, S.; Johansson, A.; Tahvonen, R.; Nieminen, N., Sjövall, O., Kurvinen, J.-P., Kivini, H. Regio-isomers of currant seed oil triacylglycerols analysed by tandem mass spectrometry. *Eur. J. Lipid Res. Technol.* **2005**, 2, 101-106.

Johansson, A.; Laine, T.; Linna, M.-M.; Kallio, H.; Variability in oil content and fatty acid composition in wild northern currants. *Eur. Food Res. Technol.* **2000**, 211, 277-283.

Johansson, A.; Isolauri, E.; Salminen, S.; Laakso, P.; Turjanmaa, K.; Katajisto, J.; Kallio, H. Alpine currant seed oil as a source of polyunsaturated fatty acids in the treatment of atopic eczema. In: Functional Foods – A New challenge for the food chemists. Eds. R. Lásztity, W. Pfannhauser, L. Simon-Sarkadi, S. Tömösközi. Publishing Company of TUB, Budapest, Hungary. 1999, pp. 530-536.

Tahvonen, R.; Hietanen, A.; Sankelo, T.; Korteniemi, V.-M.; Laakso, P.; Kallio, H.; Black currant seeds as a nutrient source in breakfast cereals produced by extrusion cooking. *Z. Lebensm. Unters. Forsch.* **1998**, A206 360-363.

Kallio, H.; Currie, G.; Gibson, R.; Kallio, S.; Mass spectrometry of food lipids: Negative ion chemical ionization / collision induced dissociation analysis of oils containing α -linolenic acid as an example. *Ann. Chim.* **1997**, 87, 187-198.

Johansson, A.; Laakso, P.; Kallio, H.; Molecular weight distribution of the triacylglycerols of berry seed oils analysed by negative-ion chemical ionization mass spectrometry, *Z. Lebensm. Unters. Forsch.* **1997**, A204, 308-315.

Johansson, A.; Laakso, P.; Kallio, H.; Characterization of seed oils of wild, edible Finnish berries, *Z. Lebensm. Unters. Forsch.* **1997**, A204, 300-307.





Turun yliopisto
University of Turku

Thank you!

